

Statistics on Housing Assistance and Family support 2018

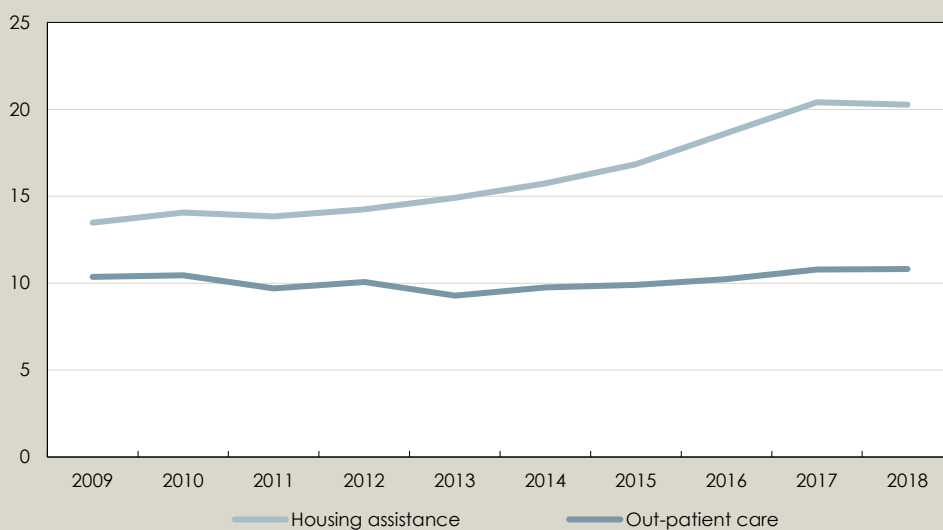
The number of people with municipal housing assistance has increased over time but stabilized since 2017. There are regional differences in the extent to which municipalities provide housing assistance. The level is fivefold in the regions with the highest levels of reported housing assistance, compared to those with the lowest levels.

The number of people receiving housing assistance stabilised

Around 20 people per 10 000 inhabitants received assistance related to housing under the Social Services Act on November 1, 2018 (figure 1).

Figure 1. Housing Assistance and Family Support November 1, 2009–2018

Number of persons per 10,000 inhabitants, 21 year and older



Source: statistics Housing assistance and family support, The National Board och Health and Welfare

The number of persons who received housing assistance increased by 50 percent over the period 2009–2018, from 13 to 20 people per 10 000 inhabitants.

Large regional differences in housing assistance

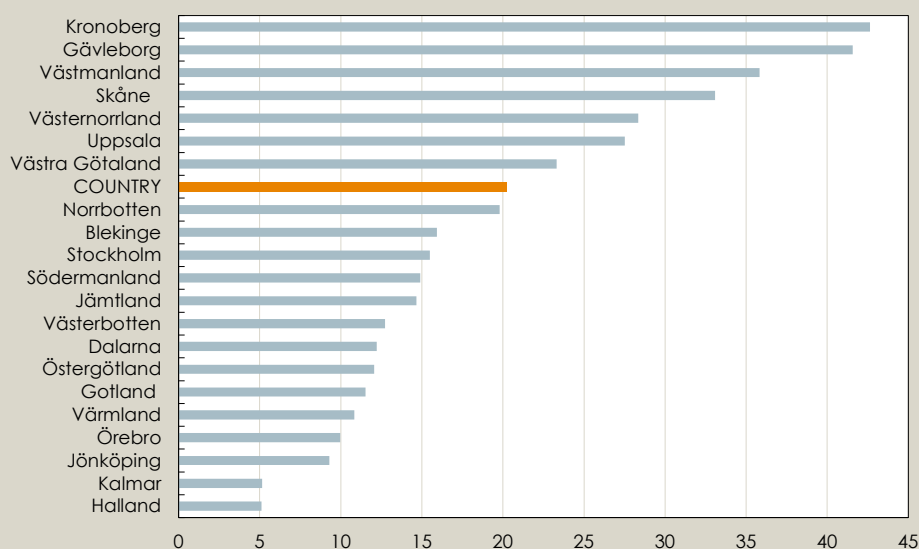
There are large geographical differences in the number of persons per 10,000 inhabitants who were receiving housing assistance. In the Kronoberg, Västmanland and Gävleborg regions, more than 35 per 10,000 inhabitants received some type of accommodation. At the same time, fewer than 5 per 10,000 inhabitants were receiving interventions in the Kalmar and Halland regions (figure 2).

Duration of the housing assistance efforts varies across the country. In five regions; Uppsala, Gotland, Halland, Gävleborg and Västerbotten, more than 85 percent of the recipients received prolonged housing solutions. These forms of efforts often refer to social leases where the social services in the municipalities are responsible for the first-hand contract, whereas the recipient is a second-hand tenant.

In the region of Västra Götaland, the proportion of prolonged housing assistances was 58 percent, while the share was larger in the region of Stockholm and Skåne, 54 resp 40 percent. Nationally the figure was 61 percent, the same figure as previous year. For more information about homelessness, see Kunskapsguiden [1]

Figure 2. Housing assistance and institutional care 1 november 2018.

Number of persons per 10 000 inhabitants. County.



Source: statistics Housing assistance and family support, The National Board och Health and Welfare

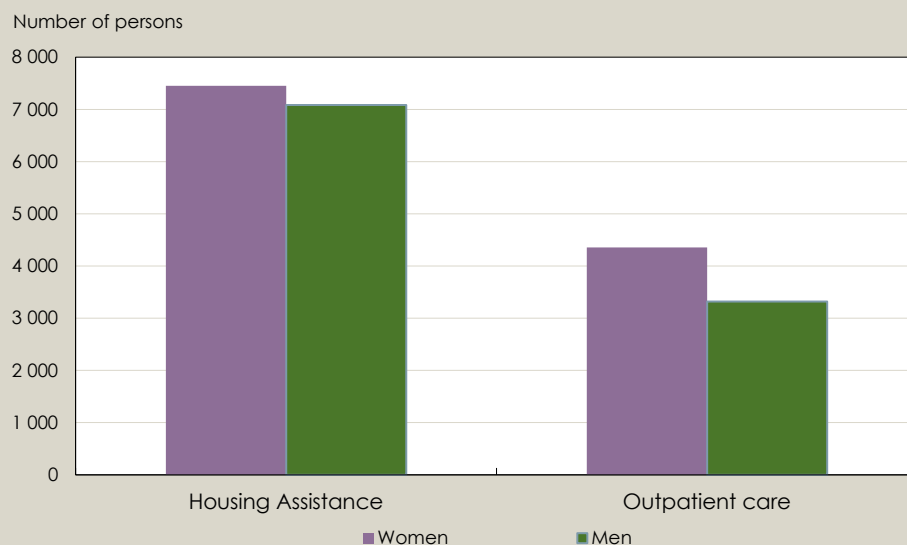
Outpatient care more common among women

Means tested outpatient care are slightly more common among women than among men. This also includes family support of different kinds. Close to 7,500

people received outpatient care on November 1, 2018, of which 58 percent were women. Among those who receiving housing assistance females constituted 52 percent at the same date (figure 3).

The total number of persons who got means-tested outpatient care has decreased by around three percent since November 1, 2017, from 7,700 to 7,500.

Figure 3. Care for Persons with Housing Assistance and Family Support November 1, 2018, aged 21 year and older. Women and men.



Source: statistics Housing Assistance and Family Support, The National Board of Health and Welfare

References

1. *Hemlöshet. Kommunens och socialtjänstens ansvar för boendeinsatser.*
<https://www.kunskapsguiden.se/Ekonomiskt-bistand/Teman/Hemloshet/Sidor/Kommunens-och-socialtj%C3%A4nstens-ansvar-f%C3%B6r-boendeinsatser.aspx>

About the statistics

The statistics on housing assistance, institutional care, and family support refers to a diverse category of recipients without abuse or addiction aged 21 or over. These statistics include, for example, homelessness, domestic violence, and family support.

Data refer to November 1 and as a total for 2018.

More information

You can find more tables, graphs, and information in the following Excel file (in Swedish, but with an English list of terms):

If you want to use our statistical database (in Swedish):

<http://www.socialstyrelsen.se/statistik/statistikdatabas/ovriga-vuxnainomindivid-ochfamiljeomsorg>

Contact information:

Barbro Engdahl (questions regarding statistics)

Phone: +46 (0)75-247 30 00

E-mail: barbro.engdahl@socialstyrelsen.se

Daniel Svensson (questions regarding quality)

Phone: +46 (0)75-247 30 00

E-mail: daniel.svensson@socialstyrelsen.se